

Total number of vaccines delivered
in the EU
by end February:
51.5 million doses

Total number of
vaccines administered
in the EU:
30.4 million doses

Total number of vaccines delivered and
administered as 1st dose:
19.2 million doses

Total number of vaccines delivered and
administered as 2nd dose:
10.2 million doses

Vaccination rate for EU27 so far:

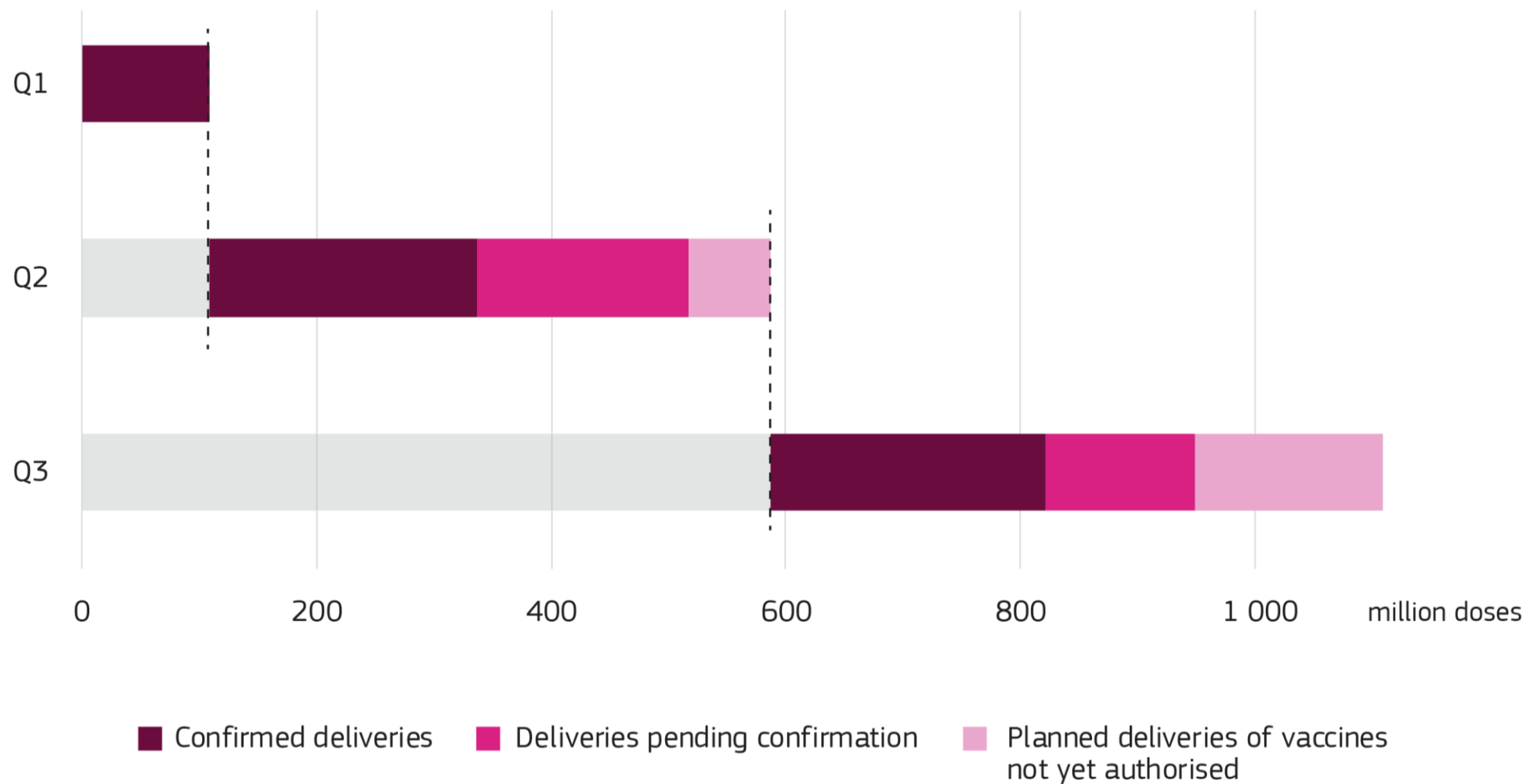
Total uptake (+18): **8%**
Uptake first dose (+18): **5%**
Second dose (+18): **3%**

The goal:

EU population (+18):
365 million people
70% of adult population:
255 million people

Vaccines deliveries

(per quarter 2021, cumulative, based on companies' information)



Mapping of European production plants related to the Covid-19 vaccines under EU APA, or exploratory talks concluded at 23 February 2021

(based on public information)

- work in progress -

GERMANY



- Frankfurt**
 - Sanofi for Pfizer/BioNTech
- Halle (Westf.)**
 - Baxter for BioNTech/Pfizer and for Novavax
- Halle (Saale)**
 - CMO Baxter for
 - Pfizer/BioNTech - Fill&finish
 - Novavax - Fill&finish
- Hameln**
 - Siegfried for BioNTech/Pfizer
- Idar-Oberstein**
 - BioNTech
- Laupheim**
 - CMO Rentschler for Pfizer- BioNTech - CurVac
- Mainz**
 - BioNTech
- Marburg**
 - BioNTech
- Reinbrek**
 - Allergopharma for BioNTech/Pfizer
- Tubingen**
 - CureVac
- Wuppertal**
 - Bayer for CureVac

NETHERLANDS

- Leiden** - CMO Halix for AstraZeneca, active ingredient
- Leiden** - Johnson&Johnson, active ingredient
- Wacker**, CureVac, active ingredient

BELGIUM

- Wavre**
 - GSK for CureVac
 - Bulk adjuvant production and fill&finish for Sanofi
- Puurs**
 - Pfizer for Pfizer/BioNTech, f&f
- Drogenbos**
 - CMO Delpharm for Pfizer/BioNTech, f&f
- Seneffe**
 - CMO Thermo Fisher for AstraZeneca, f&f

-  Plants producing the “active substance” or key ingredients (e.g. nano lipids for mRNA vaccines)
-  Plants dedicated to “Fill&Finish” (f&f)

